



Swing Check Valves Type Bolted Cover
Class 150 DN 50-900 (2" – 36")
 Carbon, Alloy and Stainless Steel



Fig. VR150BC

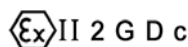
Design:

BS 1868 & API 6D / ISO 14313

ASME B16.34 and MSS SP- 42



6D-0197

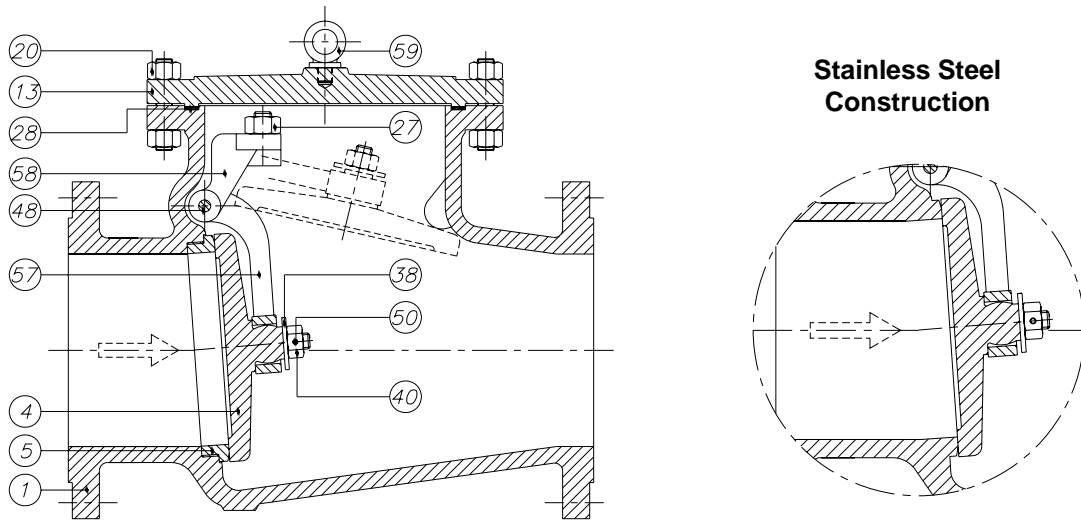




Swing Check Valves Class 150

Type Bolted Cover

Parts and materials



Trim Material

API 600 Trim No.	Stem / Backseat	Seating Surface Body / Wedge
1	13% Cr	13% Cr
2	SS 304	SS 304
3	SS310	SS310
4	13% Cr	13% Cr (Hard)
5 or 5A	13% Cr	HF
6	13% Cr	13% Cr / Cu Ni
7	13% Cr	13% Cr / 13% Cr (Hard)
8 or 8A	13% Cr	HF / 13% Cr
9	Monel	Monel
10	SS 316	SS 316
11 or 11A	Monel	HF / Monel
12 or 12A	SS 316	HF / SS 316
13	Alloy 20	Alloy 20
14 or 14A	Alloy 20	HF / Alloy 20

HF: Hard Facing using CoCr welding alloy (Stellite)

Item	Description	Material			
		Carbon Steel	Carbon Steel (Low Temp.)	Alloy Steel	Stainless Steel
1	Body	A 216 Gr.WCB	A 352 Gr.LCB	A 217 Gr.C5	A 351 Gr.CF8M
4	Disc	A 105 + ER 410	A 182 Gr.F304	A 182 Gr.F6a	A 182 Gr.F316
5	Seat Ring	A 105 + Stellite	A 182 Gr.F304	A 182 Gr.F6a + Stellite	-----
13	Cover	A 216 Gr.WCB / A 515 Gr.70	A 352 Gr.LCB / A 182 Gr.F304	A 217 Gr.C5	A 351 Gr.CF8M
20	Cover Bolt & Nut	A 193 Gr.B7 / A 194 Gr.2H	A 320 Gr. L7 / A 194 Gr. 7	A 193 Gr.B7 / A 194 Gr.2H	A 193 Gr.B7 / A 194 Gr.2H
27	Bracket Stud & Nut	A 193 Gr.B8 / A 194 Gr.8	A 193 Gr.B8 / A 194 Gr.8	A 193 Gr.B8 / A 194 Gr.8	A 193 Gr.B8M / A 194 Gr.8M
28	Gasket	SPW S.S. 304 / Graphited	SPW S.S. 304 / Graphited	SPW S.S. 304 / Graphited	SPW S.S. 316 / Graphited
38	Washer	AISI 410	AISI 304	AISI 410	AISI 316
40	Disc Nut	AISI 304	AISI 304	AISI 304	AISI 316
48	Hinge Pin *	A 182 Gr.F6a	A 182 Gr.F304	A 182 Gr.F6a	A 182 Gr.F316
50	Split Pin	AISI 304	AISI 304	AISI 304	AISI 316
57	Hinge	A 216 Gr.WCB / A 515 Gr.70	A 352 Gr.LCB	A 217 Gr.C5	A 351 Gr.CF8M
58	Hinge Bracket	A 216 Gr.WCB / A 515 Gr.70	A 352 Gr.LCB	A 217 Gr.C5	A 351 Gr.CF8M
59	Lifting Hook	A 105	A 105	A 105	A 105

Item 5 only in Carbon Steel and Alloy Steel construction

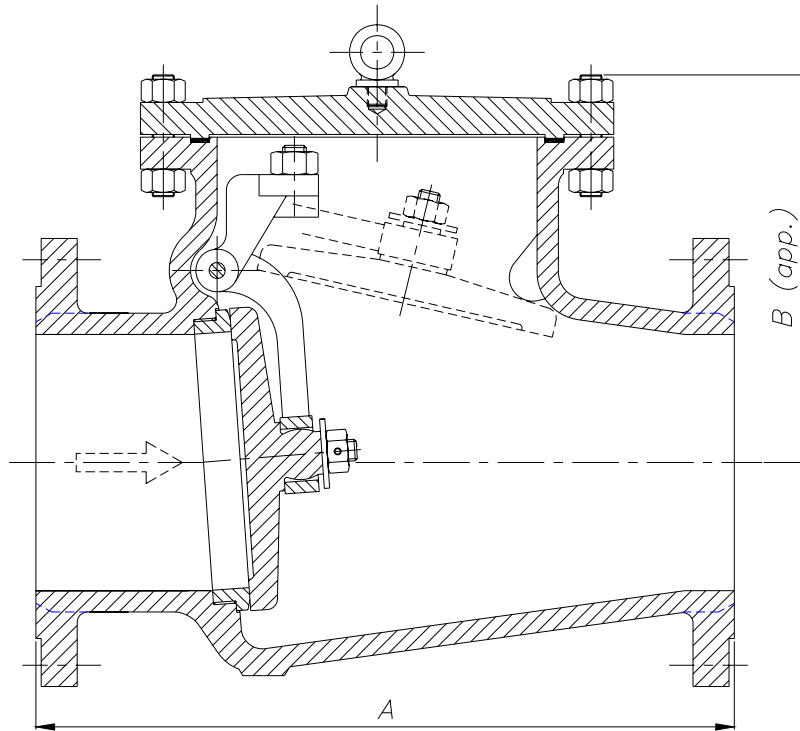
* It's also manufactured with Hinge Pin Passing through Body with Plug



Swing Check Valves Class 150

Type Bolted Cover

Dimensions



DN	A (RF/BW)	B	WEIGHT
50 (2")	203	145	18
65 (2½")	216	165	25
80 (3")	241	170	32
100 (4")	292	205	52
125 (5")	330	225	56
150 (6")	356	255	92
200 (8")	495	300	136
250 (10")	622	340	220
300 (12")	698	485	345
350 (14")	787	465	485
400 (16")	864	595	570
450 (18")	978	545	770
500 (20")	978	600	1055
550 (22")	1067	695	1255
600 (24")	1295	750	1325
650 (26")	1295	775	1500
700 (28")	1448	800	1650
750 (30")	1524	825	1865
800 (32")	1676	935	2550
900 (36")	1956	1000	3900

(*) Dimensions in mm and weight in kg.



Swing Check Valves Class 150

Type Bolted Cover

General Characteristics, Cv, P&T Rating

GENERAL CHARACTERISTICS	Fig. VR150BC			
DESIGN STANDARDS				
Valves design	BS 1868 & API 6D	ASME B16.34	MSS SP- 42	
End to End Dimensions	ASME B16.10 & ISO 5752			
Flanged Dimensions	ASME B16.5 & ISO 7005-1 Part. 1	ASME B16.47	BS 3293	MSS SP-44
Buttweld Dimensions	ASME B16.25			
Visual Inspection	MSS SP- 55			
Marking	MSS SP-25 & ISO 5209			
TESTS AND CERTIFICATES				
Pressure testing	API 598 & ISO 5208	BS 6755 Part. 1	MSS SP-61	
Other	ATEX, CE			

Cv Values in U.S. Gallons/min.

DN	Cv	DN	Cv
50 (2")	125	400 (16")	8700
65 (2½")	190	450 (18")	11900
80 (3")	280	500 (20")	14800
100 (4")	490	550 (22")	17500
125 (5")	800	600 (24")	21000
150 (6")	1150	650 (26")	24000
200 (8")	2250	700 (28")	27400
250 (10")	3400	750 (30")	31000
300 (12")	4900	800 (32")	38000
350 (14")	6100	900 (36")	52000

Pressure-Temperature (STANDARD CLASS According to ASME B16.34)

Temp °C	MATERIAL			
	A216 WCB	A352 LCB	A217 C5	A351 CF8M (**)
	Bar	Bar	Bar	Bar
-29 to 38	19,6	18,3	20,0	18,9
95	17,9	17,2	17,9	16,2
150	15,8	15,8	15,8	14,8
205	13,8	13,8	13,8	13,4
260	11,7	11,7	11,7	11,7
315	9,6	9,6	9,6	9,6
345	8,6	8,6	8,6	8,6
375	7,6		7,6	7,6
400	6,5		6,5	6,5
425	5,5		5,5	5,5
450	4,5		4,5	4,5
485	3,4		3,4	3,4
510	2,4		2,4	2,4
540	1,4		1,4	1,4
565			1,4 *	1,4 *
595			1,4 *	1,4 *
620			1,4 *	1,4 *
650			1,4 *	1,4 *
675				1,4 *
705				1,4 *
735				1,4 *
760				1,4 *
790				1,4 *
815				1,4 *

* FOR WELD END VALVES ONLY. FLANGED END RATINGS TERMINATE AT 540°C

** A351 CF8M at temperatures over 538°C (1000°F) to be used only if Carbon contents is 0,04% or higher.